

# Parent/Student Portal Help Guide

<https://nmparentportal.emetric.net>

This document was created to help parents navigate the portal. Click on the sections below or scroll to the next page to see step-by-step instructions.

Getting Started  
Resetting your Password

Testing History View  
Detailed Test View

# Getting Started



First time users will need to create an account. Enter your student's Student ID and Date of Birth, then click **Go**.

If you are unsure of your student's Student ID, click on **Where's my Student ID?** for detailed help.

**NEW MEXICO**  
Public Education Department

*Log in to see your student's NM assessment results*

En Español

### First Time Users

Enter your student's SSID and date of birth.

Student ID (SSID):

Date of Birth:

[Where's my Student ID?](#)

### Returning Users

Enter your student's SSID and password.

Student ID (SSID):

Password:

[Forgot Password?](#)

[Terms of Use](#) [Privacy Policy](#) powered by eMetric


Click **En Español** to view the site in Spanish.

# Getting Started: First Time Users



Enter your email address and create a password. Be sure to follow the password requirements listed.

Read the Privacy Agreement carefully. Check the box indicating that you have read and agree to the privacy agreement. Click **Register**.



NEW MEXICO  
Public Education Department

En Español

## First Time Users

Enter an email and password to register. You will use the student's SSID and password on subsequent logins.

**Your Email:**

**Password:**

Must be at least 8 characters, and include: 1 uppercase, 1 number, 1 lowercase, and 1 special character.

I have read and agree to the privacy agreement.

[Logout](#)

## Privacy Agreement

The New Mexico Parent Portal provides secure, online access to a student's state assessment performance. The portal is intended for use by the student's parent(s) or legal guardian(s). Individuals under the age of 13 are not authorized to register for access to this portal.

- I verify that I am the parent or legal guardian of the child and I have legal authority to obtain my child's educational information.
- I certify that I will advise my student's school of any issues resulting in a need for change of access to student records. I also understand that the New Mexico Public Education Department reserves the right to

# Getting Started: Returning Users



**NEW MEXICO**  
Public Education Department

*Log in to see your student's  
NM assessment results*

En Español

### First Time Users

Enter your student's SSID and date of birth.

Student ID (SSID):

Date of Birth:

[Where's my Student ID?](#)

### Returning Users

Enter your student's SSID and password.

Student ID (SSID):

Password:

[Forgot Password?](#)

[Terms of Use](#) [Privacy Policy](#)

powered by **eMetric**

Returning users will enter your student's Student ID and the password created during Parent Portal account creation, then click **Go**.

# Resetting your Password



Returning Users

Enter your student's SSID and password.

Student ID (SSID):

Password:

[Forgot Password?](#)

If you forgot your password, click on **Forgot Password?**, enter your student's Student ID and your email, then click **Send Reset Email**.



Check your email and follow the link provided. The email will be sent to the address entered when creating your account. You will be prompted to reset your password in the portal.

Reset Your Password

Enter your student's SSID and the email address you registered with. A reset password link will be sent to the registered email.

Student ID (SSID):

Your Email:

A password reset email has been sent to parent@emetric.net

Click **OK** when you receive the reset email confirmation message.

NEW MEXICO  
Public Education Department

En Español

Reset Your Password

Student ID (SSID):

Password:   
Must be at least 8 characters, and include: 1 uppercase, 1 number, 1 lowercase, and 1 special character.

Confirm Password:

# Testing History View



Once logged in, you will arrive at your student's testing history page. This page displays a list of tests that your student has taken with the test's score and achievement level. Click the "School Year" drop-down list to switch between testing years. Note: 2020-2021 is the first test year reported and is currently the only option.

Assessment	Results
<b>Mathematics</b> Beginning of Year Assessment 2020 iMSSA	365 On Target
<b>Reading</b> Beginning of Year Assessment 2020 iMSSA	381 On Target
<b>Language Usage</b> Beginning of Year Assessment 2020 iMSSA	377 On Target

To sign out of the portal, update your email address, or view the site in Spanish, click on the respective links.

Each of your student's tests will be listed by test window (e.g., Beginning, Middle and End of Year) and subject (e.g., Mathematics, Reading and Language Usage). For detailed test results, click one of the tests.

Note: Students may not test in all test windows or subjects.

# Detailed Test View



To return to the Test History page, click **Test History**.

On the Test Results page you will see your student's overall score and achievement level for the test selected on the Test History page.

**NEW MEXICO**  
Public Education Department

Help En Español Update Email Logout

Test History Test Results

Student Seventyfour INDIVIDUAL STUDENT REPORT  
District: Cyber City SSID: 999990074  
School: Cyber City Sch1

**Beginning of Year Assessment 2020-2021 Grade 3 Language Usage**

What are Student Seventyfour's overall score and achievement level for Language Usage?

377  
OVERALL SCORE


Needs Support 260-354    Near Target 355-359    On Target 360-440

Your child's Language Usage score is in the On-Target level, on track for college and career readiness

What is Student Seventyfour's Growth Level?  
*Growth is not available when prior test performance is missing and prevents the calculation of growth.*

Next you will see your student's Growth Level, if available. Growth indicates the progress your student has made during the school year.

Followed by your student's comparison graph. This graph shows you how your student's scores compare to other New Mexico students who took the same test.

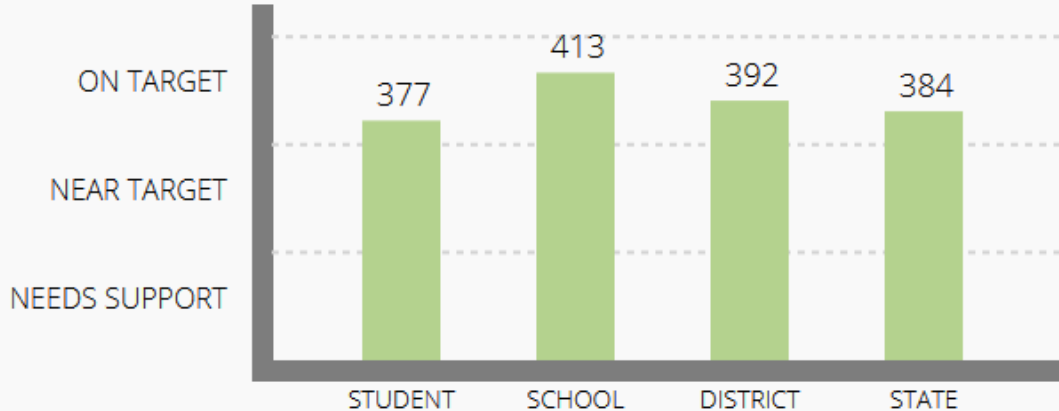


**NEW MEXICO**  
Public Education Department

[Help](#) [En Español](#) [Update Email](#) [Logout](#)

What is Student Seventyfour's Growth Level?  
*Growth is not available when prior test performance is missing and prevents the calculation of growth.*


How does Student Seventyfour's score compare to the average scores of the school, the district and the state?



Category	Score
STUDENT	377
SCHOOL	413
DISTRICT	392
STATE	384



As you scroll, you will see your student's achievement level in specific knowledge and skills for the selected subject. This information can be used to identify your student's strengths (i.e., above, at or near standard) and potential areas of improvement (below standard).

Help En Español Update Email Logout

How well did Student Seventyfour perform on specific knowledge and skills in Language Usage?

Reporting Category	Achievement Level
Narrative Writing Analysis	🚫 Below Standard
Expository Writing Analysis	🟡 At or Near Standard
English Language Conventions	✅ Above Standard

At the bottom of your student's detailed test results a link is provided for additional information about the assessment.



Use your browser's functionality to print any of the pages within the Parent/Student Portal.

**NEW MEXICO**  
Public Education Department

[Help](#) [En Español](#) [Update Email](#) [Logout](#)

Where can we go to learn more?

For more information about the Cognia Interim Assessment Achievement Levels, Scale Scores, and how the Cognia Assessments are aligned to the college and career readiness standards, refer to the Interim Assessments Overview at:

<https://webnew.ped.state.nm.us/distance-learning/>